2020 Variance - House Districts

Dist. 98 Ron McNair -714 (-2.4%)
Dist. 97 Harlan Breaux 2,925 (9.7%)
Dist. 100 Nelda Speaks -1,161 (-3.9%)
Dist. 99 Jack Fortner -657 (-2.2%)
Dist. 61 Marsh Davis -283 (-0.9%)
Dist. 56 Joe Jett -2,733 (-9.1%)
Dist. 60 Frances Cavenaugh -2,638 (-8.8%)
Dist. 57 Jimmy Gazaway 2,674 (8.9%)
Dist. 62 Michelle Gray -1,011 (-3.4%)
Dist. 59 Jack Ladyman 1,884 (6.3%)
Dist. 53 Jon Milligan 4,355 (14.5%)
Dist. 54 Johnny Rye -2,144 (-7.1%)
Dist. 55 Monte Hodges -5,899 (-19.6%)
Dist. 58 Brandt Smith 3,979 (13.2%)
Dist. 80 Charlene Fite 1,843 (6.1%)
Dist. 81 Bruce Coleman -714 (-2.4%)
Dist. 83 Keith Slape -2,551 (-8.5%)
Dist. 64 John Payton -1,588 (-5.3%)
Dist. 63 Stu Smith 784 (2.6%)
Dist. 82 Mark Berry -2,110 (-7%)
Dist. 52 Dwight Tosh -552 (-1.8%)
Dist. 69 Aaron Pilkington -921 (-3.1%)
Dist. 68 Stan Berry -553 (-1.8%)
Dist. 66 Josh Miller -1,453 (-4.8%)
Dist. 47 Craig Christiansen -2,955 (-9.8%)
Dist. 50 Milton Nicks, Jr. -5,412 (-18%)
Dist. 71 Joe Cloud 224 (0.7%)
Dist. 44 Cameron Cooper 3,053 (10.1%)
Dist. 46 Les Eaves -1,169 (-3.9%)
Dist. 65 Rick Beck -2,217 (-7.4%)
Dist. 67 Stephen Meeks 2,391 (7.9%)
Dist. 51 Deborah Ferguson -1,996 (-6.6%)
Dist. 74 Jon Eubanks -2,136 (-7.1%)
Dist. 72 Stephen Magie 404 (1.3%)
Dist. 45 Jim Wooten -1,376 (-4.6%)
Dist. 49 Steve Hollowell -4,586 (-15.2%)
Dist. 73 Mary Bentley -3,642 (-12.1%)
Dist. 70 Spencer Hawks 3,054 (10.1%)
Dist. 40 David Ray 621 (2.1%)
Dist. 43 Brian Evans 1,209 (4%)
Dist. 48 Reginald Murdock -5,782 (-19.2%)
Dist. 21 Marcus Richmond -2,815 (-9.3%)
Dist. 22 Richard McGrew 1,312 (4.4%)
Dist. 13 David Hillman -3,288 (-10.9%)
Dist. 23 Lanny Fite 6,355 (21.1%)
Dist. 14 Roger Lynch -1,010 (-3.4%)
Dist. 25 Les Warren -839 (-2.8%)
Dist. 28 Tony Furman 86 (0.3%)
Dist. 27 Julie Mayberry 2,931 (9.7%)
Dist. 20 John Maddox -3,677 (-12.2%)
Dist. 24 Bruce Cozart 744 (2.5%)
Dist. 26 Rick McClure -536 (-1.8%)
Dist. 15 Ken Bragg -611 (-2%)
Dist. 17 Vivian Flowers -6,889 (-22.9%)
Dist. 16 Kenneth B. Ferguson -2,579 (-8.6%)
Dist. 12 David Tollett -7,811 (-25.9%)
Dist. 19 Justin Gonzales -4,104 (-13.6%)
Dist. 18 Richard Womack -1,368 (-4.5%)
Dist. 10 Mike Holcomb -4,382 (-14.6%)
Dist. 4 DeAnn Vaught -3,148 (-10.5%)
Dist. 3 Danny Watson -3,727 (-12.4%)
Dist. 8 Jeff Wardlaw -4,632 (-15.4%)
Dist. 9 Howard Beaty -3,628 (-12%)
Dist. 11 Mark McElroy -5,319 (-17.7%)
Dist. 5 David Fielding -5,988 (-19.9%)
Dist. 1 Carol Dalby -1,503 (-5%)
Dist. 2 Lane Jean -706 (-2.3%)
Dist. 7 Sonia Eubanks Barker -5,247 (-17.4%)
Dist. 6 Matthew Shepherd -1,091 (-3.6%)

Populated Places

Highways

- Interstate
- Other Freeways and Expressways
- Other Principal Arterials
- Minor Arterial
- County Boundaries

2020 Population - House

Total Population Target = 30,115

- >27104 (>10% Below Target)
- 27,105 - 28,609 (>5% Below Target)
- 28,610 - 29,814 (>1% Below Target)
- 29,815 - 30,416 (within 1% of Target)
- 30,417 - 31,620 (>1% Above Target)
- 31,621 - 33,126 (>5% Above Target)
- >33127 (>10% Above Target)

Variance derived from the U.S. Census Bureau, 2020 Decennial Census.

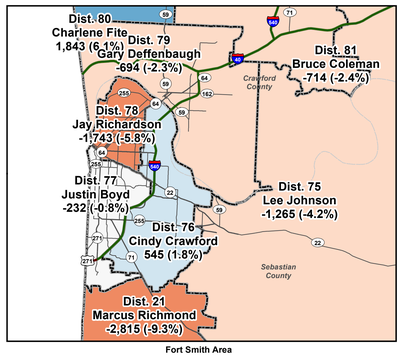

Fort Smith Area

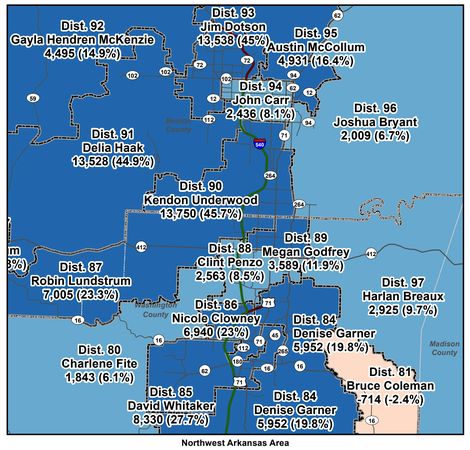

Northwest Arkansas Area

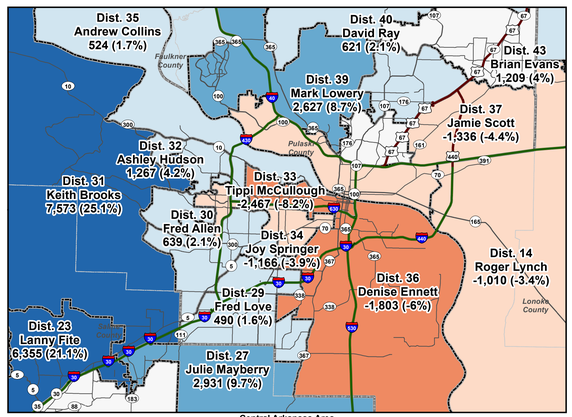

Central Arkansas Area

GEOGRAPHIC INFORMATION SYSTEMS

Date: 8/17/2021
Prepared By: TAM
H:\Projects\Redistricting\2021\Data\2020_Census_Maps\
https://gis.arkansas.gov/